

GordonTLong.com

WARNINGS SIGNS ARE EVERYWHERE!

Risk Adjusted Returns At All Time Lows

ANALYTIC INSIGHTS



Gordon T Long
5/24/2016

WARNING SIGNS ARE EVERYWHERE!

Risk Adjusted Returns At All Time Lows

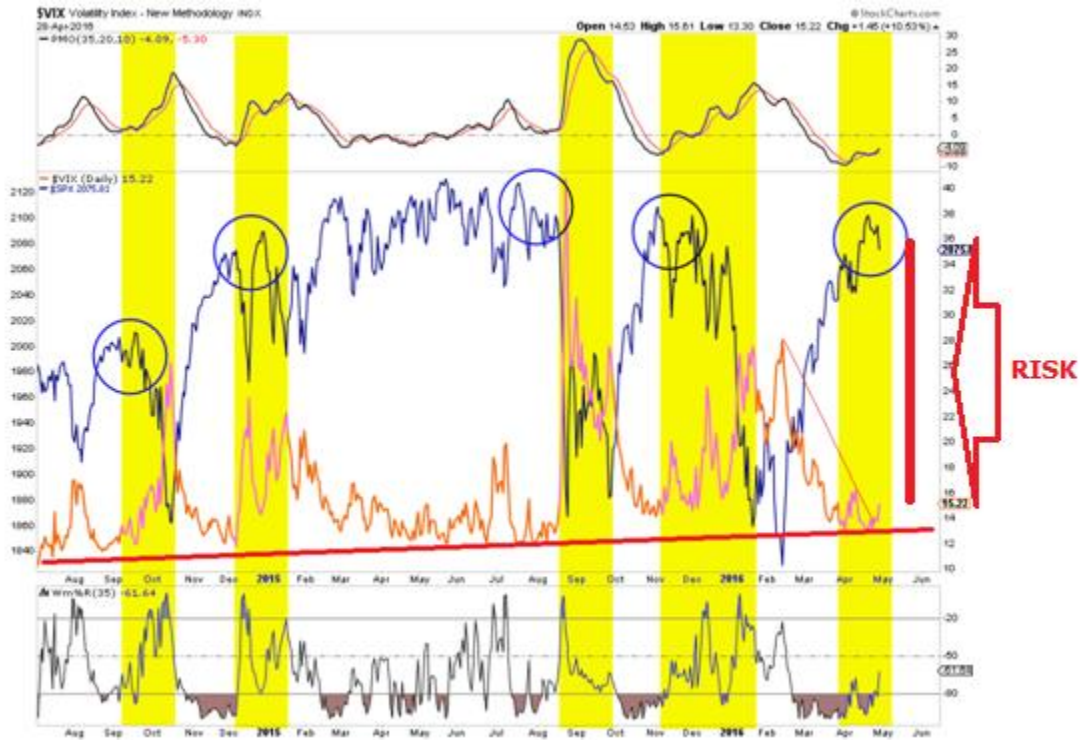
The Wyckoff Model is clearly showing a decline at some point in 2016 should be expected.



When earnings decline it typically allows the distinction of whether there is a Bullish Consolidation occurring or a Bear Market Counter Rally (Bear Trap). Q1 Earnings were the worst they have been since 2009 (see more charts later in this note)



The level of complacency as shown by the VIX is also a warning sign. The correlation highlighted by the yellow bars shows the extreme levels we are presently experiencing.



The bond market (Yield Curve Shape of the 10s-2s) and the consensus 2016 GDP expectations of analysts suggests that non-equity market participants see slowing economic activity. A Recession is a real possibility which we have outlined in detail in previous reports.



AN INTERMEDIATE TERM HEAD & SHOULDERS

A double bottom started this rally in the S&P 500. Does a head-and-shoulders top end it?

The S&P 500 has stalled at 2075-2085 resistance. While below this resistance, the risk is for a head-and-shoulders top off the late March-to-early May peaks. **The rising 50-day MA is acting as support near 2054 and it would take a decisive loss of support at 2039-2033 to confirm the head-and-shoulders top and suggest a pullback toward 1965-1950 (top projection and February double-bottom breakout point).**

A decisive push above 2075-2085 is required to negate this potentially bearish tactical setup for the S&P 500.

Chart 2: S&P 500 – daily chart with moving averages



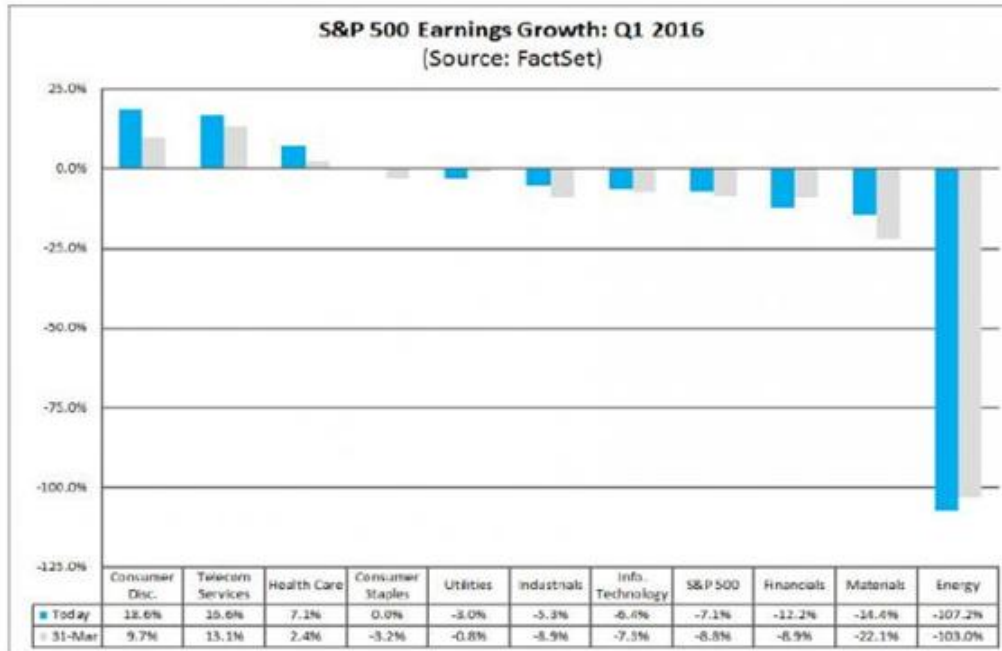
EARNINGS ARE HORRENDOUS

The first quarter marked the first time the index has seen four consecutive quarters of year-over-year declines in earnings since Q4 2008 through Q3 2009.

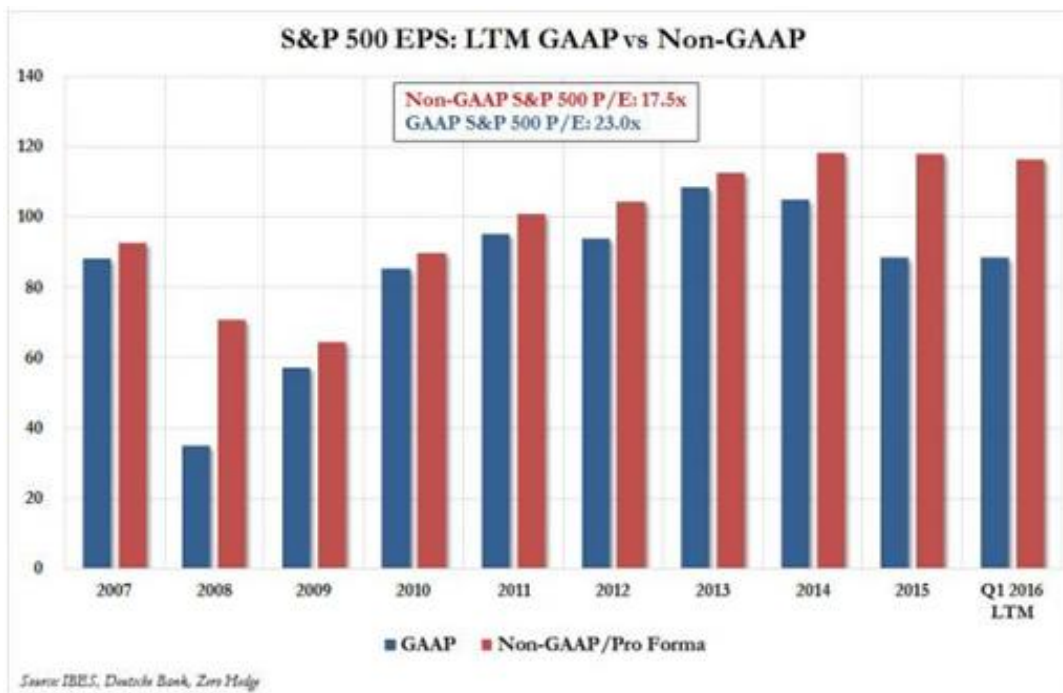
It also marked the largest year-over-year decline in earnings since Q3 2009 (-15.7%).

The ongoing contraction in both sales and earnings in Q1, now forecast to continue into Q2, means that after a drop in 2015 earnings, the consensus estimates for a 0.9% increase in full year EPS (cut in half from March 31) and 1.5% in revenues, will both be slashed over the coming months, and will almost certainly result in yet another full year of declining top and bottom line corporate results, leaving margin expansion (and stock buybacks) as the only means for future stock market upside.

Q1 2016: Growth

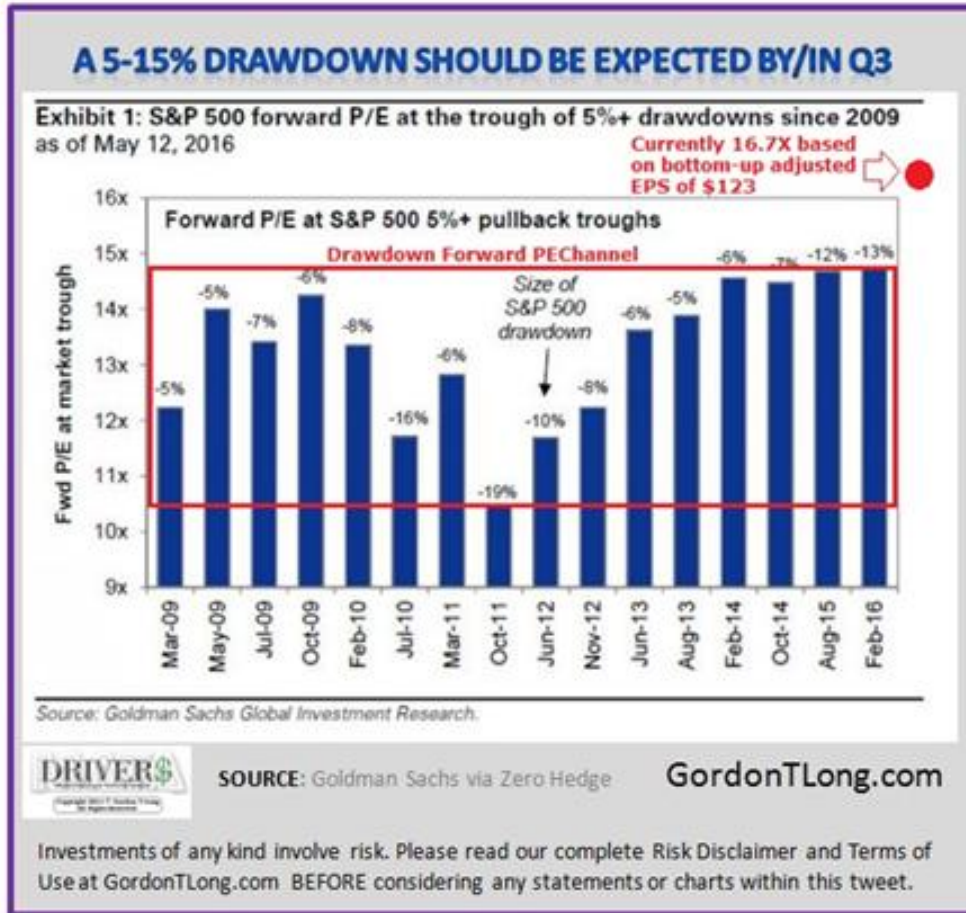


When GAAP Earnings are considered the problem is even worse.



A CORRECTION IN THE CARDS FOR Q3

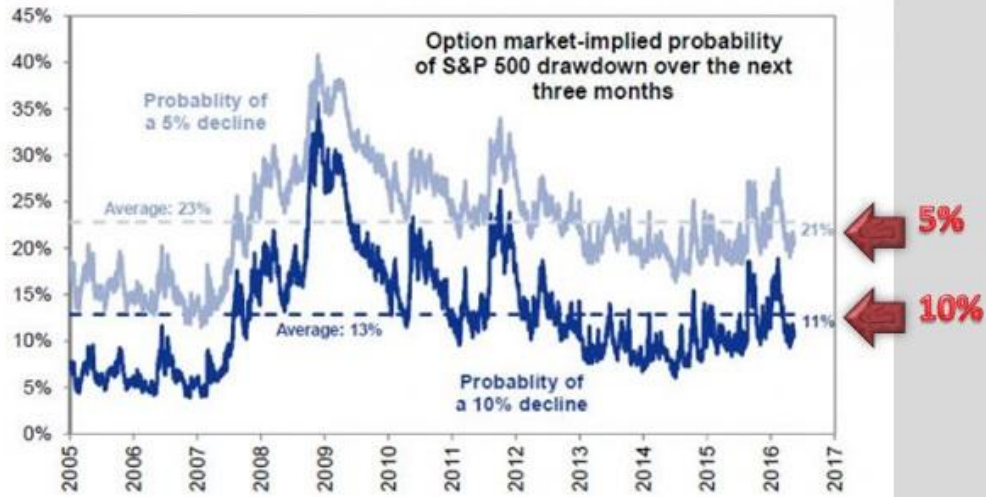
With S&P Forward PEs currently at 16.7X (on a bottom up adjusted basis) the market is above any previous level since the Financial Crisis when a market drawdown of from -5 to -19% was experienced within the following 3 months.



The drawdown probabilities according to Goldman Sachs reflect a 21% chance of a 5% decline and a 11% chance of a 10% decline. We suspect Goldman is being very conservative (below) after examining the chart above.

PROBABILITY OF DRAW DOWN IN NEXT 3 MONTH

Exhibit 2: Option market-implied probability of drawdown in next 3 months as of May 12, 2016



Source: Bloomberg and Goldman Sachs Global Investment Research.



SOURCE: Goldman Sachs via Zero Hedge

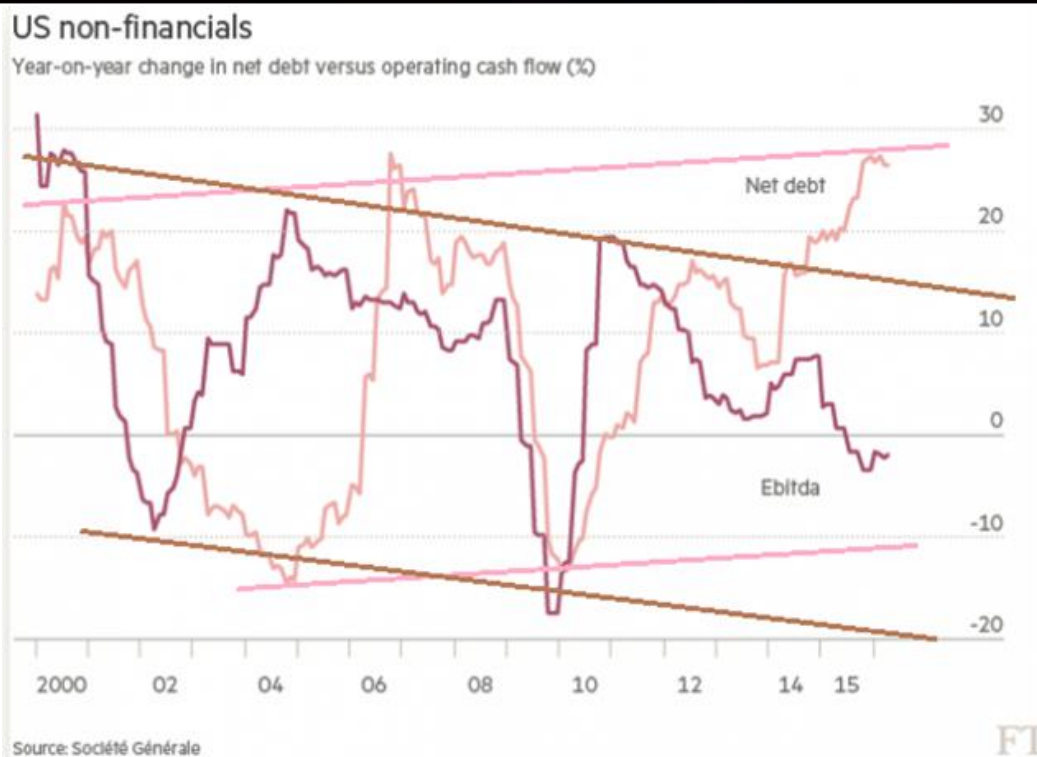
GordonTLong.com

Investments of any kind involve risk. Please read our complete Risk Disclaimer and Terms of Use at GordonTLong.com BEFORE considering any statements or charts within this tweet.

THREE MAJOR MARKETS HEADWINDS

1- Buybacks

Deteriorating Corporate EBITDA and Cashflows versus Debt levels is problematic for sustained high levels of stock buybacks and dividend payouts.



2- Redemptions

Accererating Hedge Fund Redemptions is now signaling a significant trend change.

INCREASING HEDGE FUND REDEMPTIONS FROM INSURANCE & PENSION FUNDS

1. BREVAN HOWARD which was [served with an cash call for \\$1.4 billion](#), and
2. TUDOR which has seen \$1 billion in redemptions, while
3. NEW YORK CITY PENSION for civil employees voted this month to pull \$1.5 billion from hedge funds.
4. AIG: Then, just three days ago, [AIG joined the anti-hedge fund fray](#) when it announced it would redeem \$4 billion from its hedge fund investments,
5. CALSTRS: while [Chris Ailman](#), who runs investments at the \$187 billion California State Teachers' Retirement System, or CALSTRS, said that the hedge fund industry's two-and-twenty fee model is "broken" and "off the table" for large institutional investors.
6. Met Life is seeking to redeem \$1.2 billion of the \$1.8 billion in holdings, a process that may take a couple of years to complete

3- APPLE WEAKNESS IS PROBLEMATIC

Apple is one of the most highly held companies on any exchange. Apple earnings have underpinned the market and have been more than 50% of the markets net earnings. iPhone sales are now under pressure with no blockbuster products on the drawing board with Steve Jobs no longer supplying the visionary leadership.

Chart 1: Apple Inc. (AAPL) – daily chart



Caution is advised!

Gordon T Long

Publisher & Editor

general@GordonTLong.com

Gordon T Long is not a registered advisor and does not give investment advice. His comments are an expression of opinion only and should not be construed in any manner whatsoever as recommendations to buy or sell a stock, option, future, bond, commodity or any other financial instrument at any time. While he believes his statements to be true, they always depend on the reliability of his own credible sources. Of course, he recommends that you consult with a qualified investment advisor, one licensed by appropriate regulatory agencies in your legal jurisdiction, before making any investment decisions, and barring that you are encouraged to confirm the facts on your own before making important investment commitments.

© Copyright 2016 Gordon T Long. The information herein was obtained from sources which Mr. Long believes reliable, but he does not guarantee its accuracy. None of the information, advertisements, website links, or any opinions expressed constitutes a solicitation of the purchase or sale of any securities or commodities. Please note that Mr. Long may already have invested or may from time to time invest in securities that are recommended or otherwise covered on this website. Mr. Long does not intend to disclose the extent of any current holdings or future transactions with respect to any particular security. You should consider this possibility before investing in any security based upon statements and information contained in any report, post, comment or suggestions you receive from him.